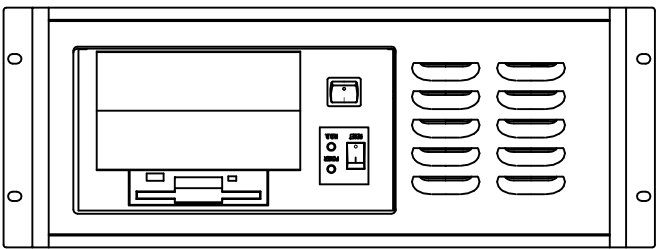
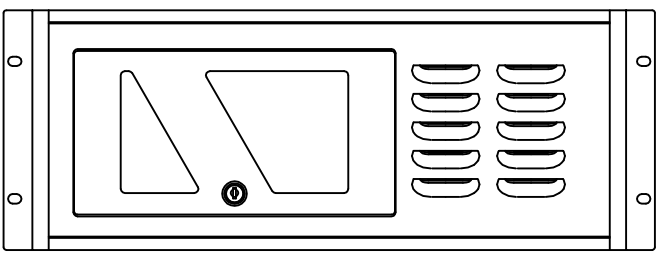
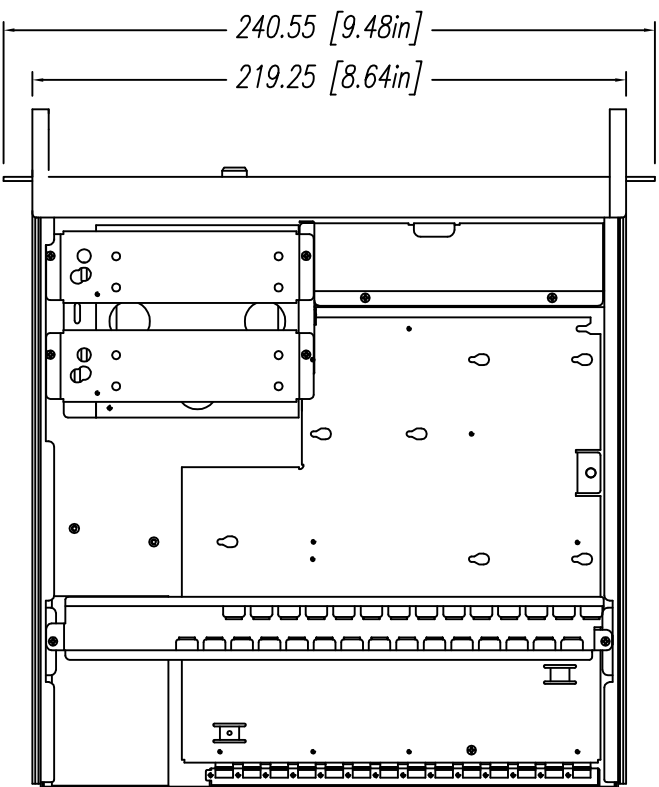


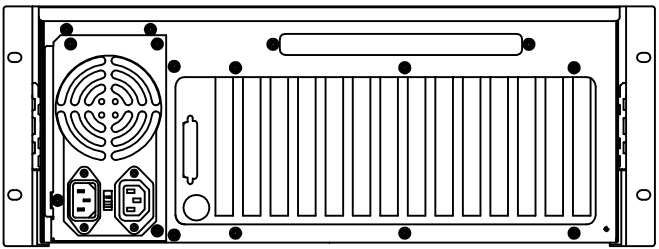
REVISION	DATE	DESCRIPTION	SIGNATURE



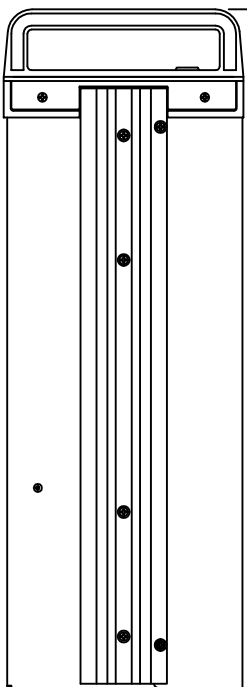
88.50 [3.49in]
50.75 [2.00in]



240.55 [9.48in]
219.25 [8.64in]



213.25 [8.40in]



224.85 [8.86in]
251.35 [9.90in]

568i2

PROPRIETARY NOTICE
The drawing contains proprietary information of JOYANG Engineering Co., Ltd. Any disclosure or use of this drawing, in whole or in part, without the written consent from JOYANG Engineering Co., Ltd. is strictly prohibited.
CUSTOMER APPROVAL

MATERIAL
TOLERANCES UNLESS NOTED
DIMENSIONAL X, Y, Z ±0.12
DECIMAL X ±0.25
ANGULAR ±1°

PROJ	SCALE 1:2	TITLE	DIA DRAWING
APP	DO NOT SCALE DIMS	MODE	FILE NO. 568-D/A
CHK		UNIT	SHT 1 OF 1
DRAW	JOHN YANG	MM	SIZE A1
	36/6/3		

